

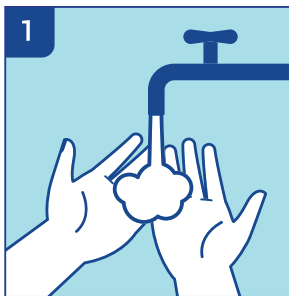
HOW TO WASH YOUR HANDS



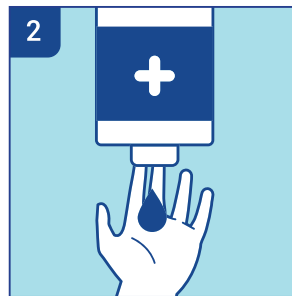
KIS

—Your trusted choice.

PROTECT YOURSELF AND OTHERS AGAINST INFECTIONS



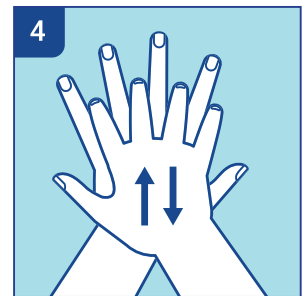
WET HANDS



APPLY SOAP



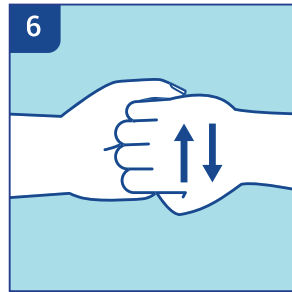
RUB HANDS PALM
TO PALM



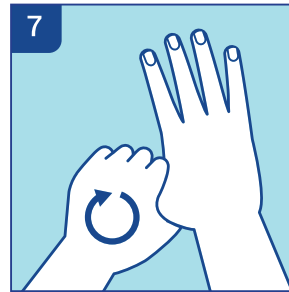
LATHER THE BACKS
OF YOUR HANDS



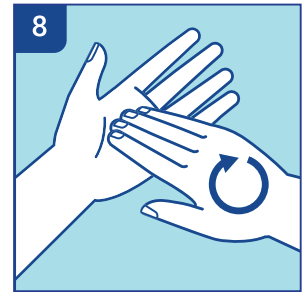
SCRUB BETWEEN
YOUR FINGERS



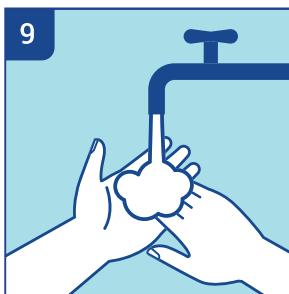
RUB THE BACKS OF
FINGERS ON THE
OPPOSING PALMS



CLEAN THUMBS



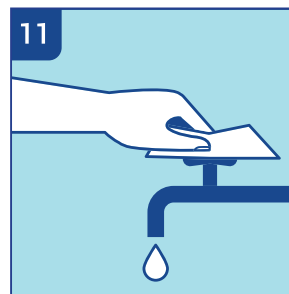
WASH FINGERNAILS
AND FINGERTIPS



RINSE HANDS



DRY WITH A SINGLE
USE TOWEL



USE THE TOWEL
TO TURN OFF THE
FAUCET



YOUR HANDS
ARE CLEAN